


2021 BC Harm Reduction Client Survey

The B.C. Harm Reduction Program administered a survey to harm reduction supply distribution site clients across BC from March 2021 to January 2022 to assess regional differences in drug use and inform harm reduction planning and service quality improvement. Key findings from the survey are presented here. The total number of respondents for each question may differ.

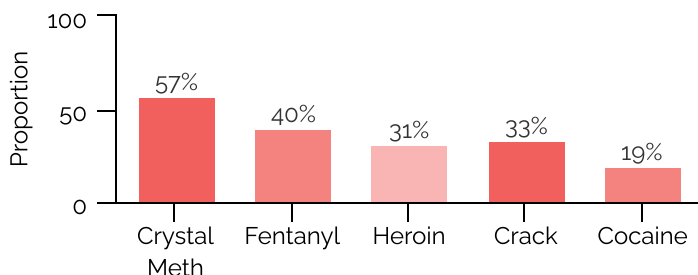
Who took part in Vancouver Coastal?



Drug use

More than half of respondents (59%) identified **SMOKING** or **INHALATION** as the preferred method of drug use, while 19% preferred injection, and 3% preferred snorting.

Past 3-days self-reported drug use



Potential harms



Of 57 people that used glass pipes to smoke drugs in the past 6 months:

- 7% used a **second-hand pipe**
- None **injected instead** when they couldn't find unused smoking equipment



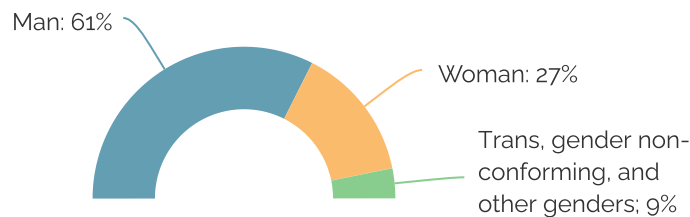
Of 29 people that injected drugs in the past 6 months:

- None had **trouble getting unused needles**
- 10% had fixed with a **needle used by someone else**



More than **half of participants (57%) reported using drugs alone** often or always.

Self-identified gender



Overdose

20% experienced an **OPIOID OVERDOSE** in the past six months

26% experienced a **STIMULANT OVERDOSE** in the past six months

57% witnessed an **OPIOID OVERDOSE** in the past six months

Keeping safe and harm reduction



74% of participants owned a **Take Home Naloxone kit**; whereas 57% owned a cell phone.



Of those that injected drugs, 62% had used drugs at an **Overdose Prevention Services** site in the past 6 months.



Of 25 people that accessed opioid agonist therapy (OAT) in the past six months, **44% since discontinued its use, reporting difficulties** that include:

- OAT treatment wasn't effective
- OAT dose was too low
- had no pharmacies nearby



Health Canada

Santé Canada



BCCDC HARM REDUCTION SERVICES