

BC Influenza Surveillance

2017 - 2018 Season

Week 45 (November 5 to November 11, 2017)



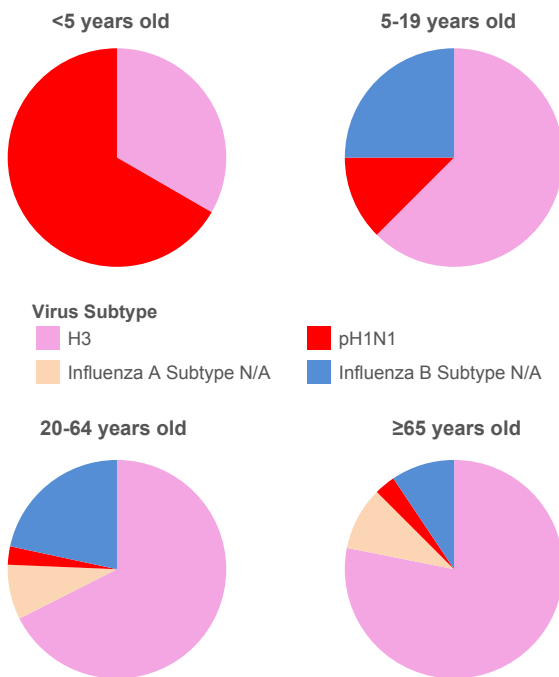
BC Centre for Disease Control
An agency of the Provincial Health Services Authority

- Influenza-like illness (ILI) activity was consistent with expected seasonal levels for this time of year
- In week 45, influenza positivity at the BCCDC Public Health Laboratory was around 6%, with a mix of influenza types A and B detected
- Among influenza A detections, A(H3N2) remains the dominant subtype so far this season
- Enteroviruses were the most frequently detected respiratory virus

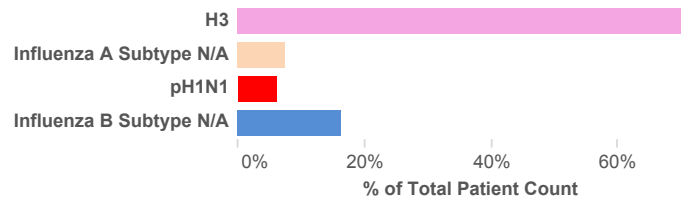
Influenza Activity Level by Health Authority



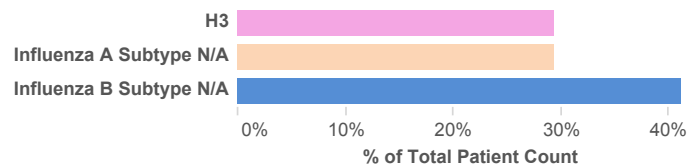
Virus Subtype by Age (2017-18 Season YTD)



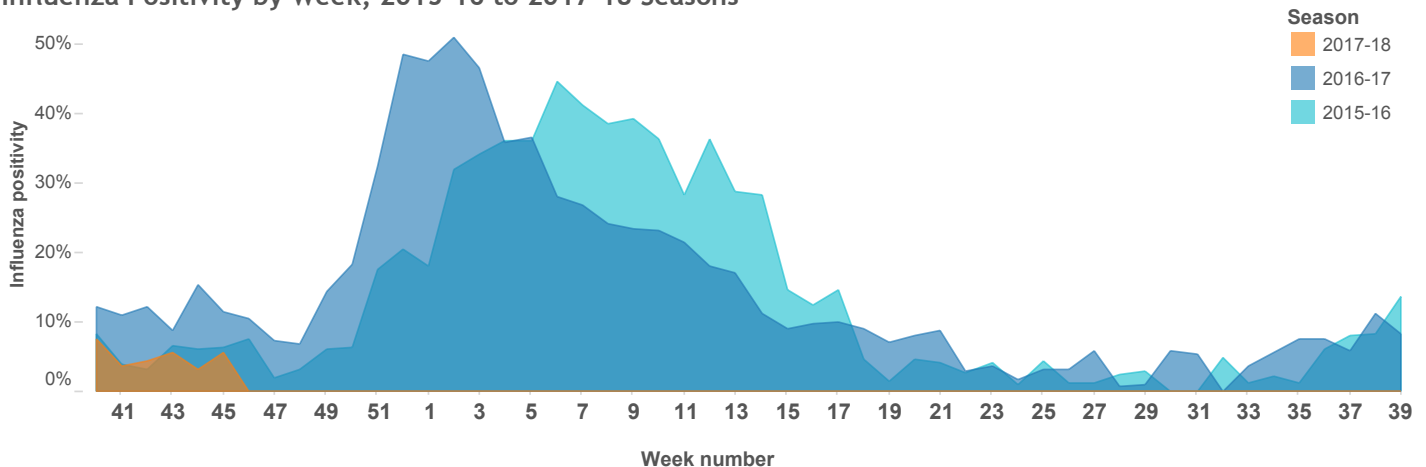
Virus Subtypes (2017-18 Season YTD)



Virus Subtypes (Week 45)



Influenza Positivity by Week, 2015-16 to 2017-18 Seasons



Data Source: BCCDC Public Health Laboratory; current to November 14, 2017