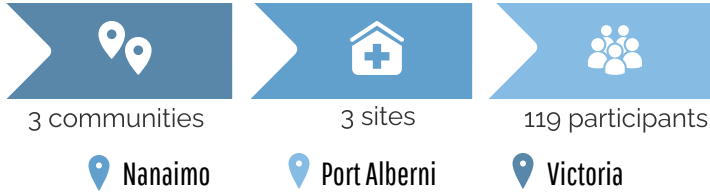


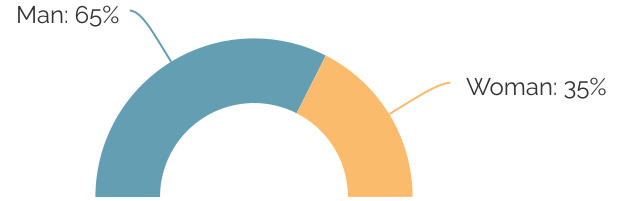
2021 BC Harm Reduction Client Survey

The B.C. Harm Reduction Program administered a survey to harm reduction supply distribution site clients across BC from March 2021 to January 2022 to assess regional differences in drug use and inform harm reduction planning and service quality improvement. Key findings from the survey are presented here. The total number of respondents for each question may differ.

Who took part on the Island?



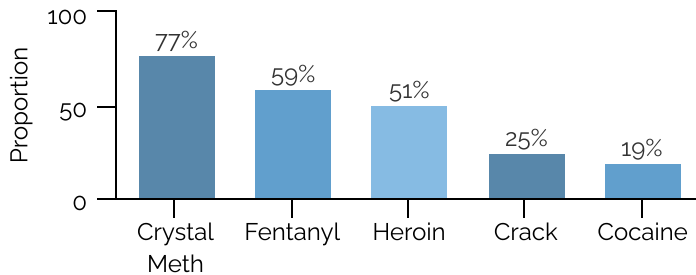
Self-identified gender



Drug use

More than half of respondents (59%) identified **SMOKING** or **INHALATION** as the preferred method of drug use, while 15% preferred injection, and 6% preferred snorting.

Past 3-days self-reported drug use



Overdose

24% experienced an **OPIOID OVERDOSE** in the past six months

8% experienced a **STIMULANT OVERDOSE** in the past six months

59% witnessed an **OPIOID OVERDOSE** in the past six months

Potential harms



Of 97 people that used glass pipes to smoke drugs in the past 6 months:

- 24% used a **second-hand pipe**
- 10% **injected instead** when they couldn't find unused smoking equipment



Of 56 people that injected drugs in the past 6 months:

- 7% had **trouble getting unused needles**
- 7% had fixed with a **needle used by someone else**



Nearly half of participants (**45%**) reported using drugs alone often or always.

Keeping safe and harm reduction



82% of participants owned a **Take Home Naloxone kit**, while 60% owned a cell phone.



Of those that injected drugs, 54% had used drugs at an **Overdose Prevention Services site** in the past 6 months.



Of 65 people that had tried to access opioid agonist therapy (OAT) in the past six months, **28% since discontinued its use**, reporting **difficulties** that include:

- unable to access pharmacy during working hours
- unable to make clinic appointment time
- OAT treatment wasn't effective
- OAT dose was too low



Health Canada

Santé Canada



BCCDC HARM REDUCTION SERVICES