

BC Influenza Surveillance

2017 - 2018 Season

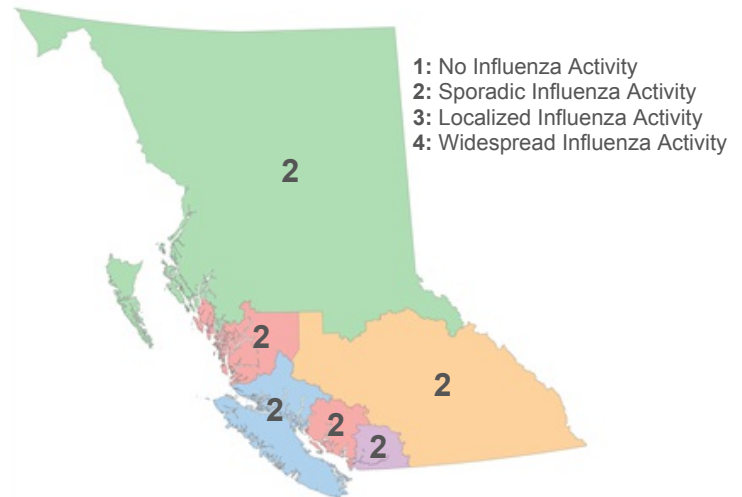
Week 49 (December 3 to December 9, 2017)



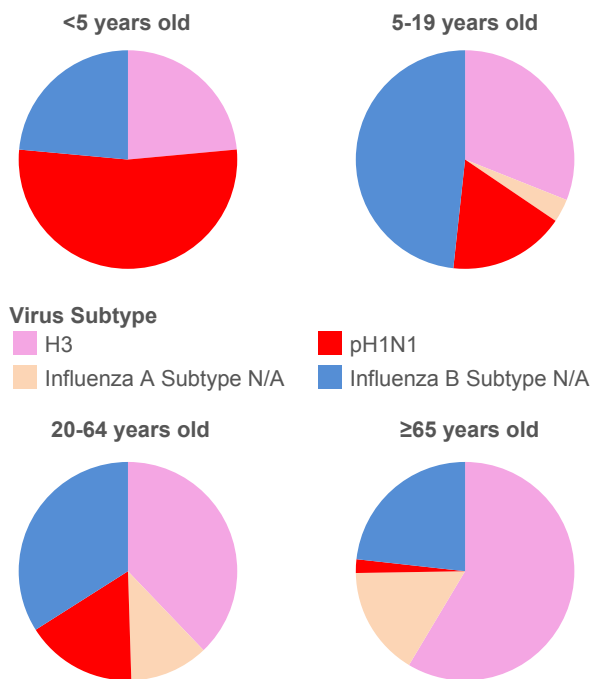
BC Centre for Disease Control
An agency of the Provincial Health Services Authority

- Influenza activity showed signs of increase
- In week 49, influenza positivity at the BCCDC Public Health Laboratory reached 21%, with a mix of influenza types A and B detected
- Influenza B detections are ongoing and greater for this period than in previous years
- Among influenza A detections, A(H3N2) remains the dominant subtype so far this season
- Enteroviruses were the most frequently detected non-influenza respiratory virus but have begun to decrease in recent weeks

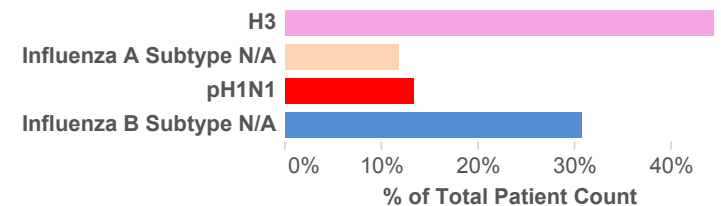
Influenza Activity Level by Health Authority



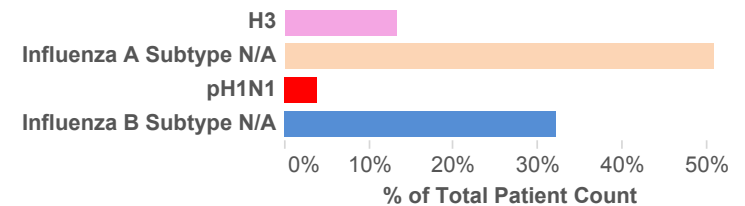
Virus Subtype by Age (2017-18 Season YTD)



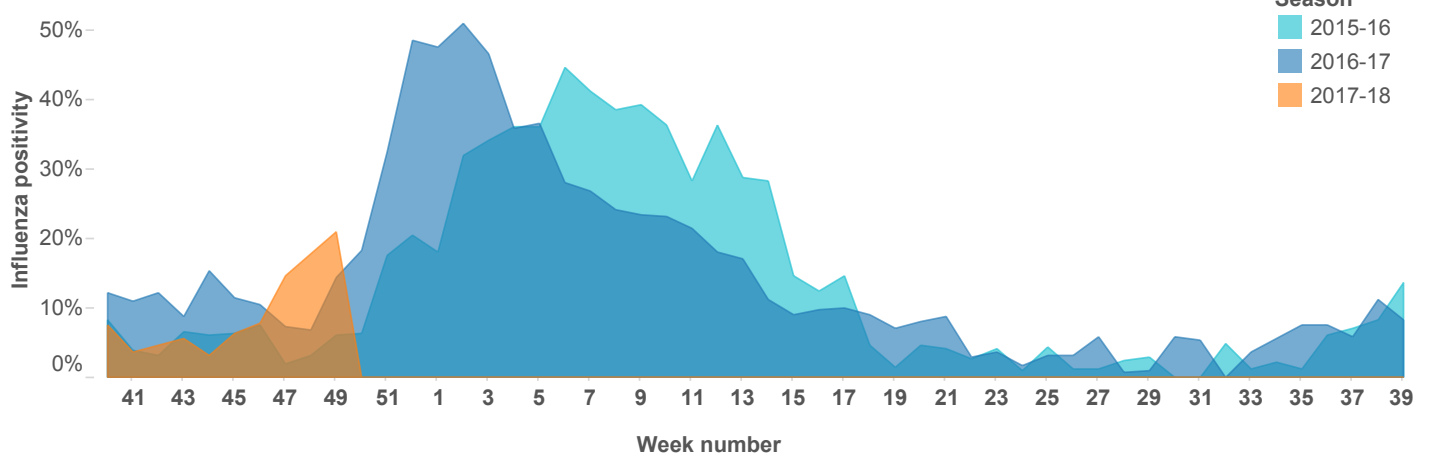
Virus Subtypes (2017-18 Season YTD)



Virus Subtypes (Week 49)



Influenza Positivity by Week



Note: Week 40 corresponds to the first week of October. Data Source: BCCDC Public Health Laboratory; current to December 13, 2017.