

# 2022 BC Harm Reduction Client Survey

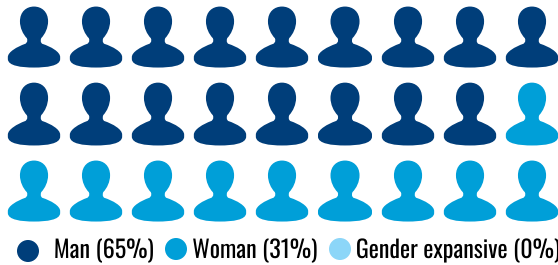
The B.C. Harm Reduction Program administered a survey to its distribution site clients across BC from November 2022 to January 2023 to assess regional differences in drug use and inform harm reduction planning and service quality improvement.

## Fraser Health

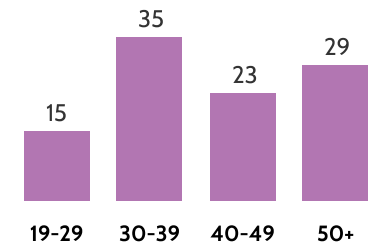
### Who took part?



### Self-identified gender

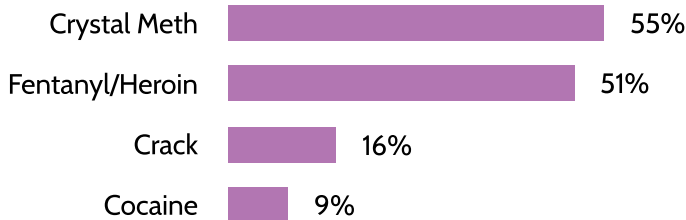


### Age distribution

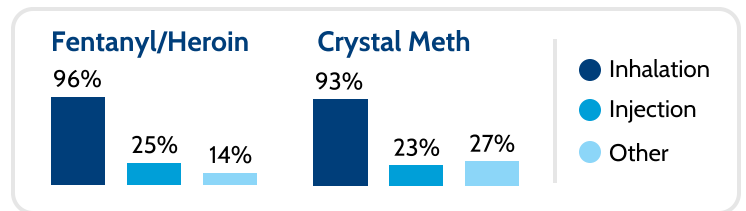


## Substance Use Patterns

### Reported substance use in the past 3 days



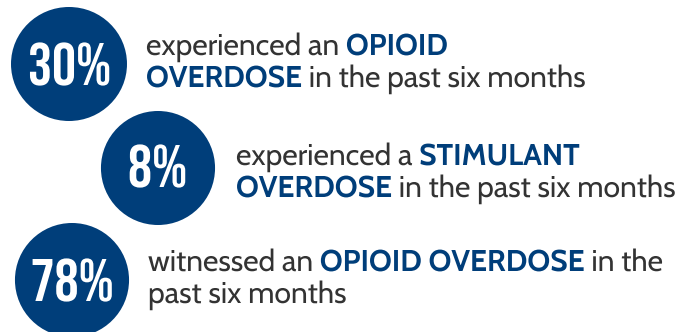
### Method of use in the past 3 days, by substance



### Frequency of use



### Overdose



## Potential harms

Of 72 people that have smoked/inhaled in the past 6 months and used a bowl/straight pipe:

- 29% used a second-hand pipe
- 13% injected instead when they couldn't get new bowl/straight pipes

Participants reported difficulty picking up harm reduction supplies due to:

- site not being open when needed (12%)
- site was too far (9%)

## Keeping safe and harm reduction

**74%** of participants owned a Take Home Naloxone kit, while **52%** owned a cell phone and **80%** had access to the internet.

In the past 6 months, **52%** had used drugs at an overdose prevention site or supervised consumption site.

Participation was limited to people who access harm reduction sites, and results are therefore not representative of all people who use substances in BC. As of 2022, this project is made possible with funding from the Ministry of Mental Health and Addictions