

# BC Influenza Surveillance

2017 - 2018 Season

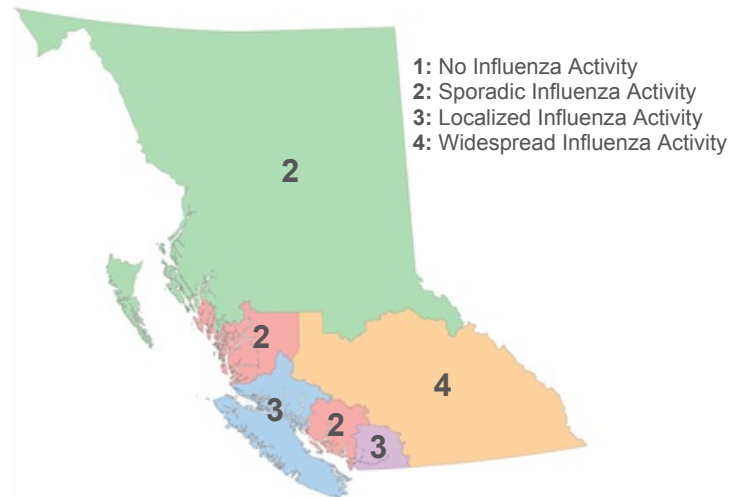
Week 52 (December 24 to December 30, 2017)



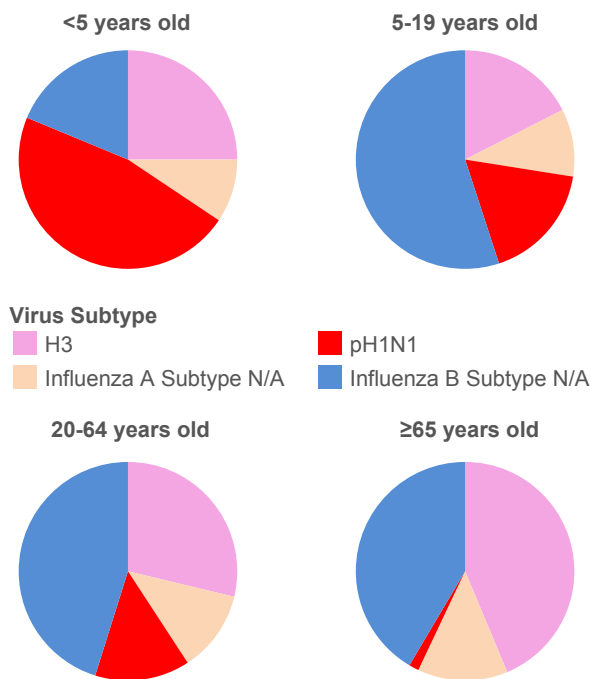
BC Centre for Disease Control  
An agency of the Provincial Health Services Authority

- Influenza activity in BC spiked over the holidays
- In week 52, influenza positivity at the BCCDC Public Health Laboratory reached >40%, with a mix of influenza types A and B detected
- Influenza B detections are greater for this period than in previous years
- Among influenza A, A(H3N2) remains the dominant subtype
- Other surveillance indicators also showed increasing activity but were consistent with expected levels

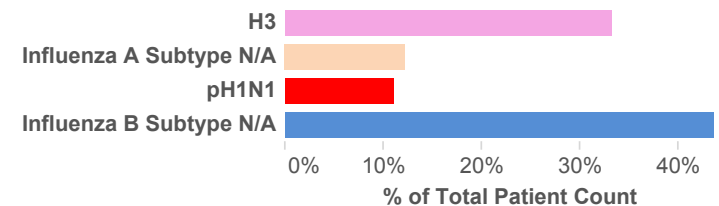
## Influenza Activity Level by Health Authority



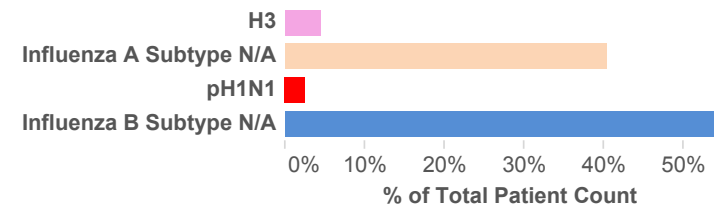
## Virus Subtype by Age (2017-18 Season YTD)



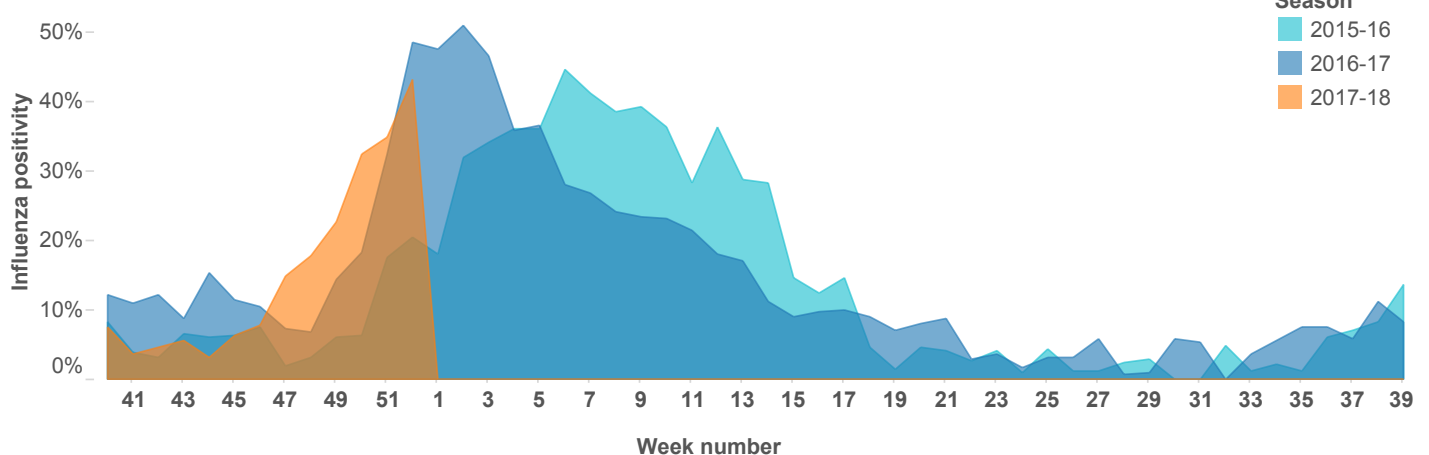
## Virus Subtypes (2017-18 Season YTD)



## Virus Subtypes (Week 52)



## Influenza Positivity by Week



Note: Week 40 corresponds to the first week of October. Data Source: BCCDC Public Health Laboratory; current to January 3, 2018.