

BC Influenza Surveillance

2017 - 2018 Season

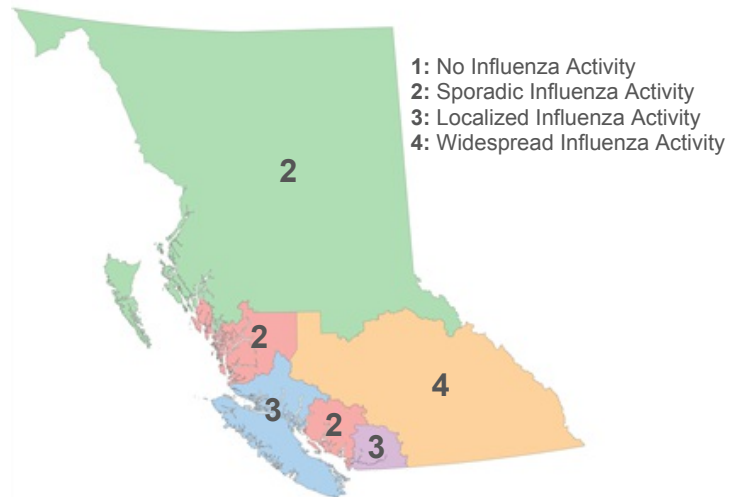
Week 5 (January 28 to February 3, 2018)



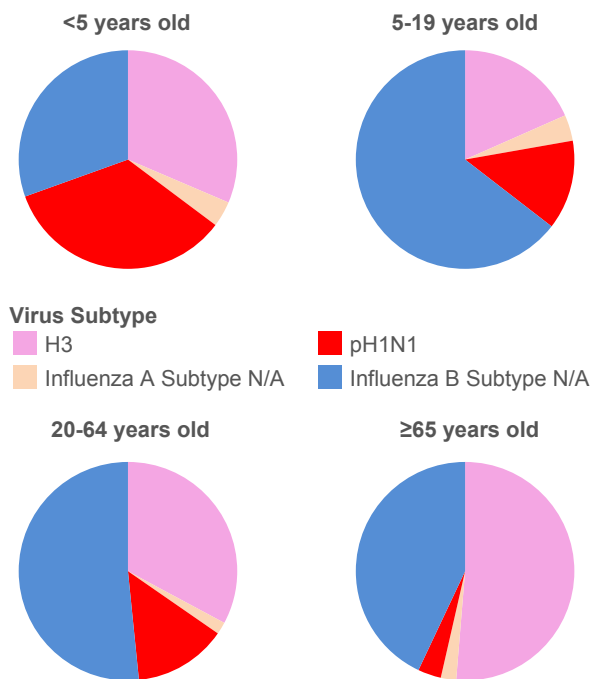
BC Centre for Disease Control
An agency of the Provincial Health Services Authority

- The epidemic peak has passed but influenza activity remains above seasonal levels in BC
- Influenza positivity at the BCCDC Public Health Laboratory continued to decline, falling to below 35% in week 5 from a peak of more than 50% in week 52
- This trend was driven by declining A(H3N2) activity
- Influenza B has predominated among influenza detections (>60%) this week with activity levels for type B remaining stable

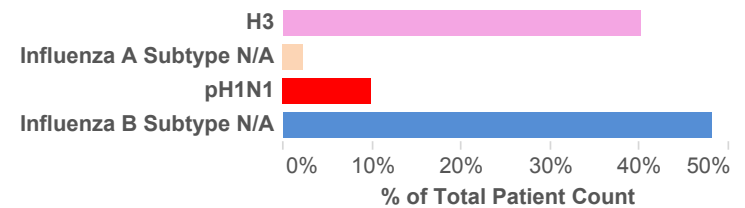
Influenza Activity Level by Health Authority



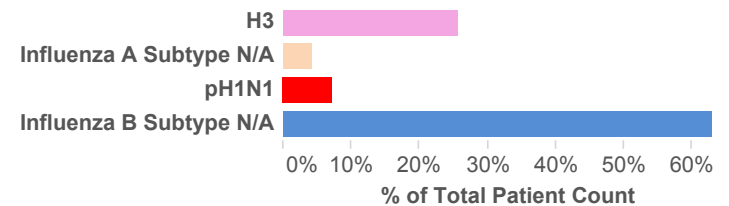
Virus Subtype by Age (2017-18 Season YTD)



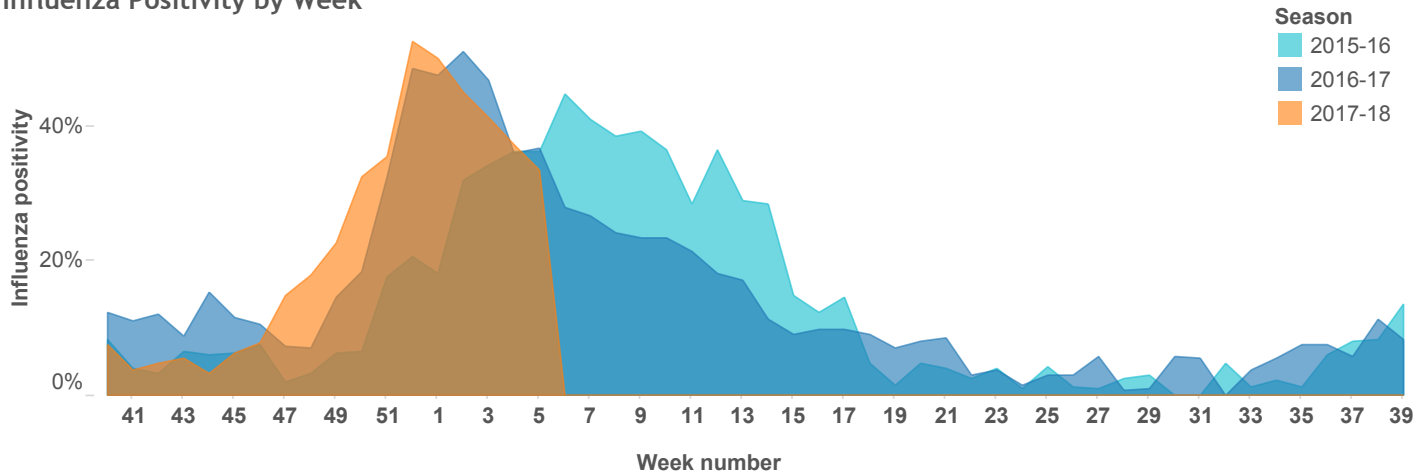
Virus Subtypes (2017-18 Season YTD)



Virus Subtypes (Week 5)



Influenza Positivity by Week



Note: Week 40 corresponds to the first week of October. Data Source: BCCDC Public Health Laboratory; current to February 7, 2018.