

BC Influenza Surveillance

2017 - 2018 Season

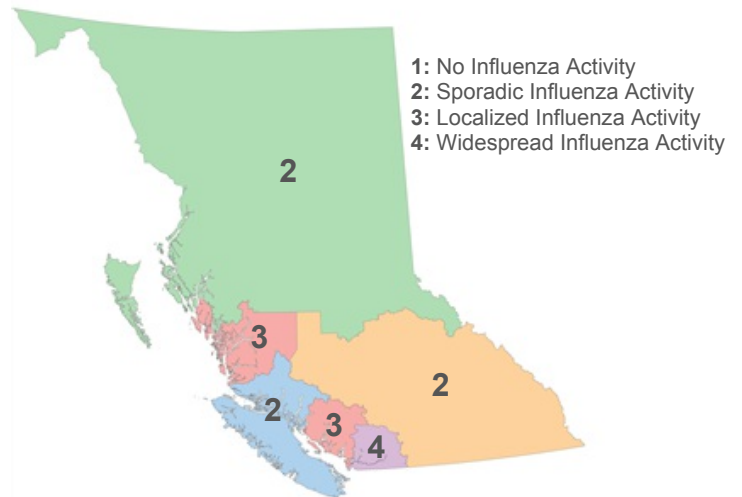
Week 4 (January 21 to January 27, 2018)



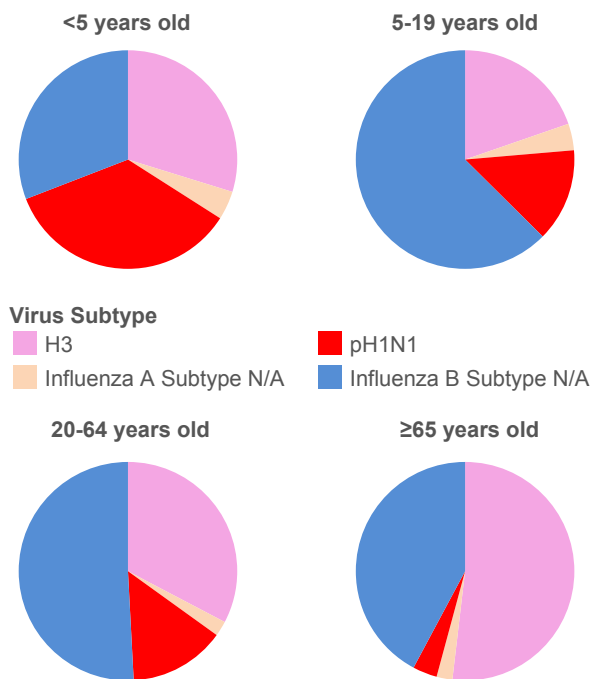
BC Centre for Disease Control
An agency of the Provincial Health Services Authority

- The epidemic peak has likely passed but influenza activity remains elevated in BC
- Influenza positivity at the BCCDC Public Health Laboratory continued to decline, falling to below 40% in week 4 from a peak of more than 50% in week 52
- This trend was driven by declining A(H3N2) activity
- Influenza B has predominated among influenza detections (>55%) this week with activity levels for type B remaining stable

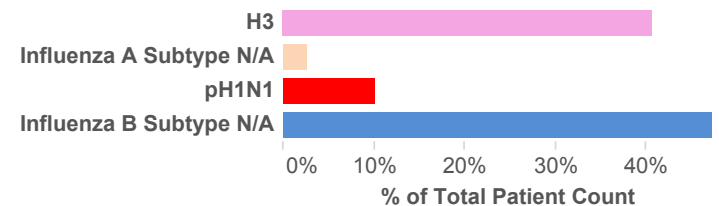
Influenza Activity Level by Health Authority



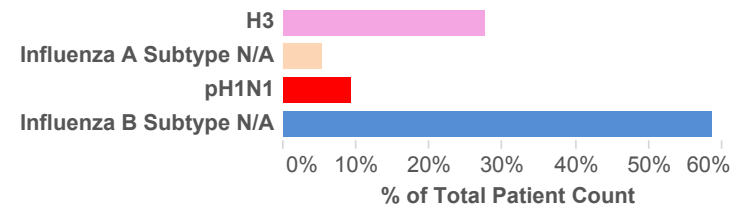
Virus Subtype by Age (2017-18 Season YTD)



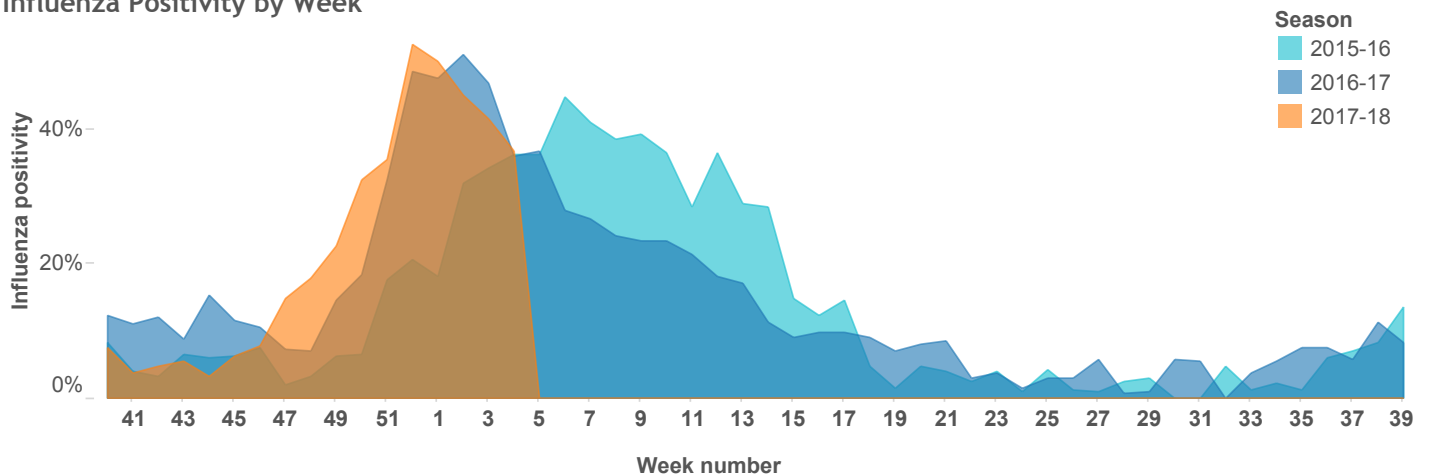
Virus Subtypes (2017-18 Season YTD)



Virus Subtypes (Week 4)



Influenza Positivity by Week



Note: Week 40 corresponds to the first week of October. Data Source: BCCDC Public Health Laboratory; current to January 31, 2018.