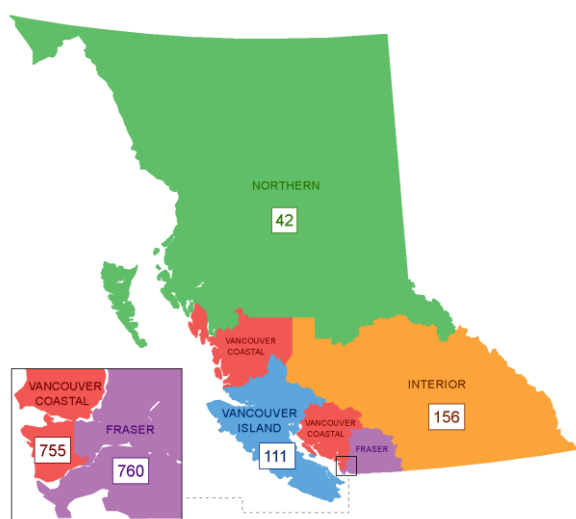


British Columbia COVID-19 Daily Situation Report, April 23, 2020*

Figure 1: Map of COVID-19 confirmed cases reported by health authority, BC, January 1 – April 23, 2020 (N=1,824)



Key messages

- The number of new reported cases today decreased today to a number more consistent with previous weeks (Table 1, Fig 3).
- There have been 94 deaths among COVID-19 cases; 4 were reported today (Table 1).
- There has been a decline in the number of cases currently in hospital and ICU in the last 2 weeks (Fig 5 and 6).
- There have been 39 outbreaks reported overall; 4 started in the last week (Table 3, Fig 7).
- Testing guidelines were expanded on Apr 21 to include all individuals with new symptoms compatible with COVID-19 (Fig 2, 3, 8).

Table 1: Epidemiological profile of reported cases by health authority, BC, January 1 – April 23, 2020 (N=1,824)

	Fraser	Interior	Vancouver Island	Northern	Vancouver Coastal	Total N (%) ^a
Total number of cases	760	156	111	42	755	1,824
New cases since yesterday	13	3	1	2	10	29
Median age in years, cases ^b	53	49	53	44	57	54 years (range 0-102 years)
Female sex, cases	376	80	61	26	416	959/1,812 (53%)
Ever hospitalized^d	201	28	22^c	10	141	402 (22%)
Median age in years, ever hospitalized ^b	69	62	72	44	70	69 years (range 0-98 years)
Currently hospitalized ^d	53	10	5	3	32	103
Currently in critical care^e	21	3	1	3	16	44
Total number of deaths^d	27	1	3	0	63	94 (5%)
New deaths since yesterday	1	0	0	0	3	4
Median age in years, deaths ^b	82	- ^f	87	NA	87	86 years (range 47-101 years)
Discontinued isolation^g	385	99	80	33	495	1,092 (60%)

^a Denominator for % derivation is total number of cases (N), except sex for which denominator is as specified for those with known information on sex.

^b Median age is calculated based on those with known information for all, hospitalized, and deceased cases (n=1810, 401, and 94, respectively).

^c Decrease from yesterday due to data correction

^d Serious outcomes (i.e., hospitalization, death) may be incomplete or out of date (i.e., under-estimates) owing to the timing and process for case status update.

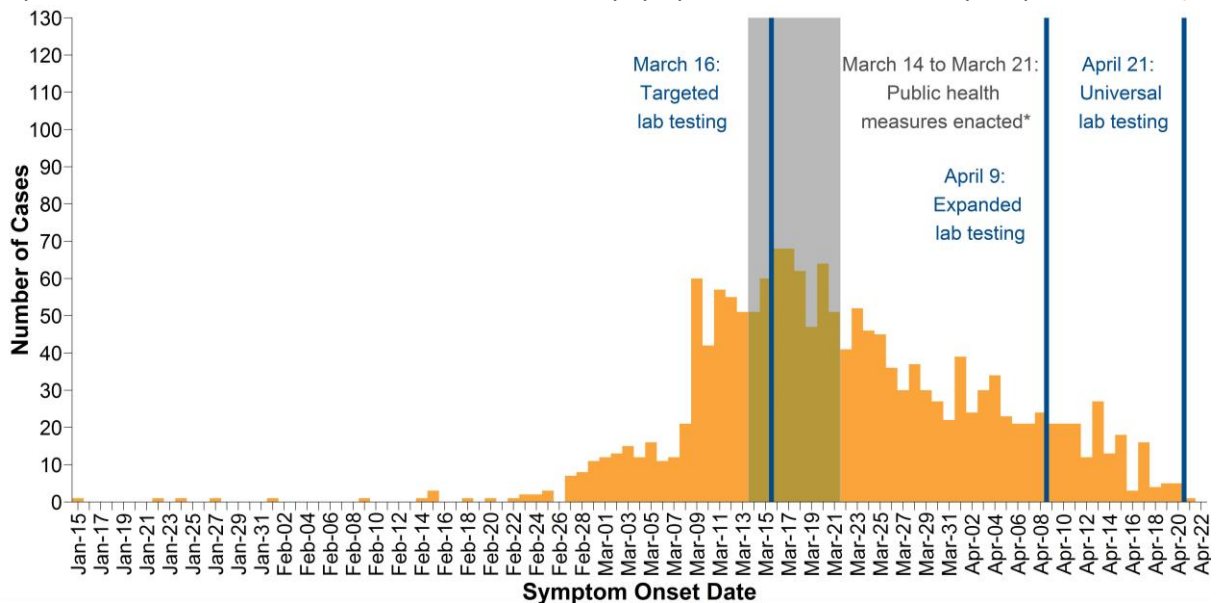
^e Source: PHSA April 23@10am. The number of COVID cases in critical care units is reported daily by each Health Authority and includes the number of COVID patients in all critical care beds (e.g., intensive care units; high acuity units; and other surge critical care spaces as they become available and/or required). Work is ongoing to improve the completeness and accuracy of the data reported.

^f Single case, median age not shown.

^g Self-isolation has been discontinued per the criteria outlined in [BC guidelines for public health management of COVID-19](#): (1) resolution of fever without use of fever-reducing medications; AND (2) improvement of symptoms (respiratory, gastrointestinal and systemic); AND (3) either two negative nasopharyngeal swabs collected at least 24 hours apart, or at least 10 days have passed since onset of symptoms. These are the same criteria that had been used in previous reports for "recovered" cases.

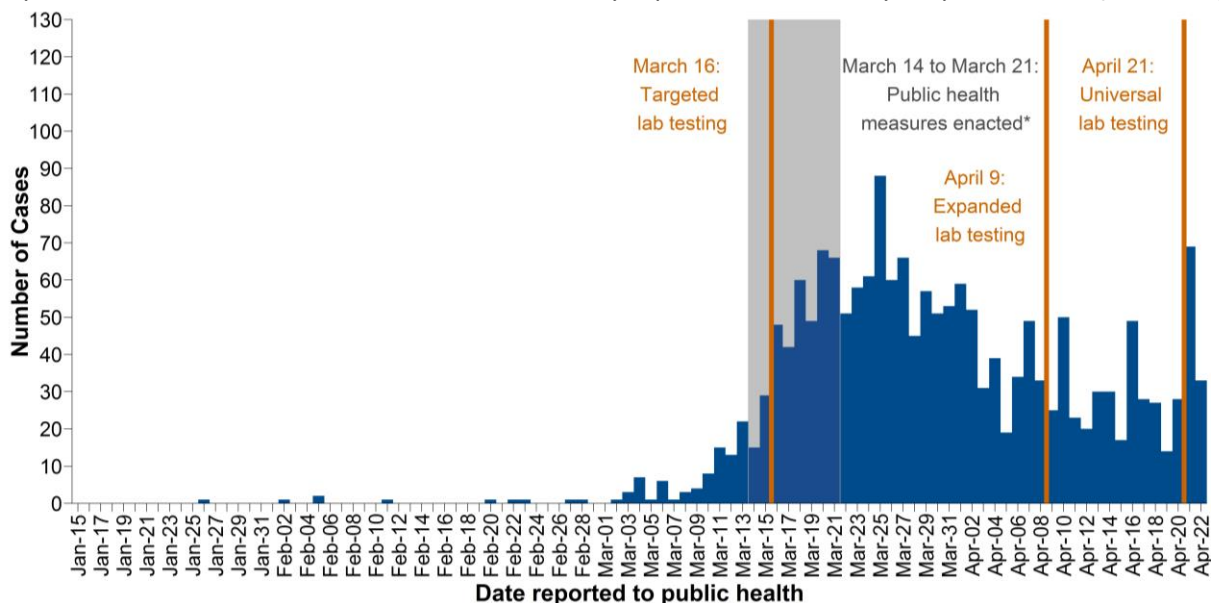
*All findings are based on laboratory-confirmed cases reported from Health Authorities to BCCDC as of 10:00 AM PT, except where otherwise noted. Data represent a subset of actual cases and are subject to change with changes in testing recommendations and practices, reconciliation and/or as data become more complete.

Figure 2: Epidemic curve, confirmed COVID-19 cases in BC by symptom onset date January 1-April 22, 2020 (N=1,643[†])



[†] Only cases with symptom onset dates reported are included; cases with symptom onset date on the same day as this report are excluded as only a portion are available at the time the data are extracted.

Figure 3: Epidemic curve, confirmed COVID-19 cases in BC by reported date January 1-April 22, 2020 (N=1,820[‡])

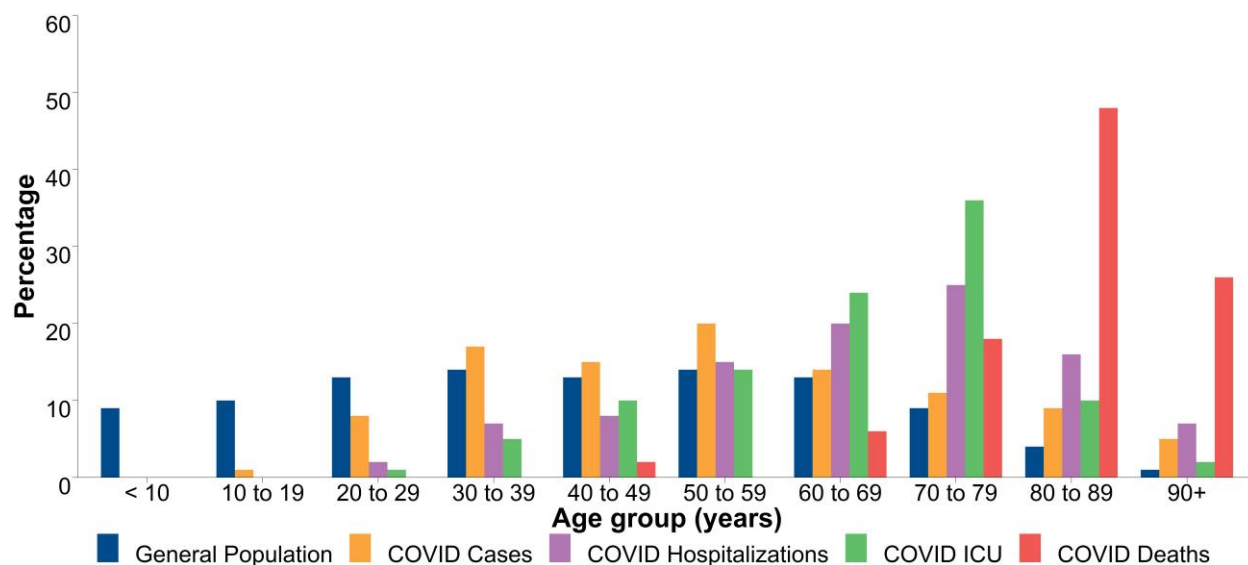


[‡] Cases reported on the same day as this report are excluded as only a portion are available at the time the data are extracted.

*A number of public health measures were enacted during the week shaded in grey. These include: March 14: Spring break started for most schools; March 16: Mass gatherings public health order implemented (>50 people), entry of foreign nationals banned, symptomatic individuals banned from flights to Canada, international flights restricted to four national airports; March 17: BC public health emergency declared, traveller self-isolation public health order implemented; March 18: Provincial state of emergency declared, food and drink service restrictions public health order implemented; March 20: US/Canada border closed to non-essential travel; March 21: closure of personal service establishments. Please refer to footnote in Figure 8 for laboratory testing criteria changes.

How to interpret the epidemic curves: Figure 2 shows the date that a case's illness started. Figure 3 shows the date the illness was confirmed and reported by the laboratory. There is a delay between the beginning of a person's illness (symptom onset date) and the date the laboratory confirms and reports the illness (reported date). New cases only have a reported date available and appear on the right of the curve in Figure 3, but their symptom onset would have occurred prior. As information on symptom onset becomes available through public health investigation, cases are expected to appear on earlier dates in Figure 2.

Figure 4: Percentage distribution of COVID-19 cases, hospitalization, ICU admissions and deaths by age, compared to the general population of BC, January 1-April 23, 2020 (N=1,810*)



*Includes 1810 cases, 401 hospitalizations, 147 ICU admissions, and 94 deceased with age information available.

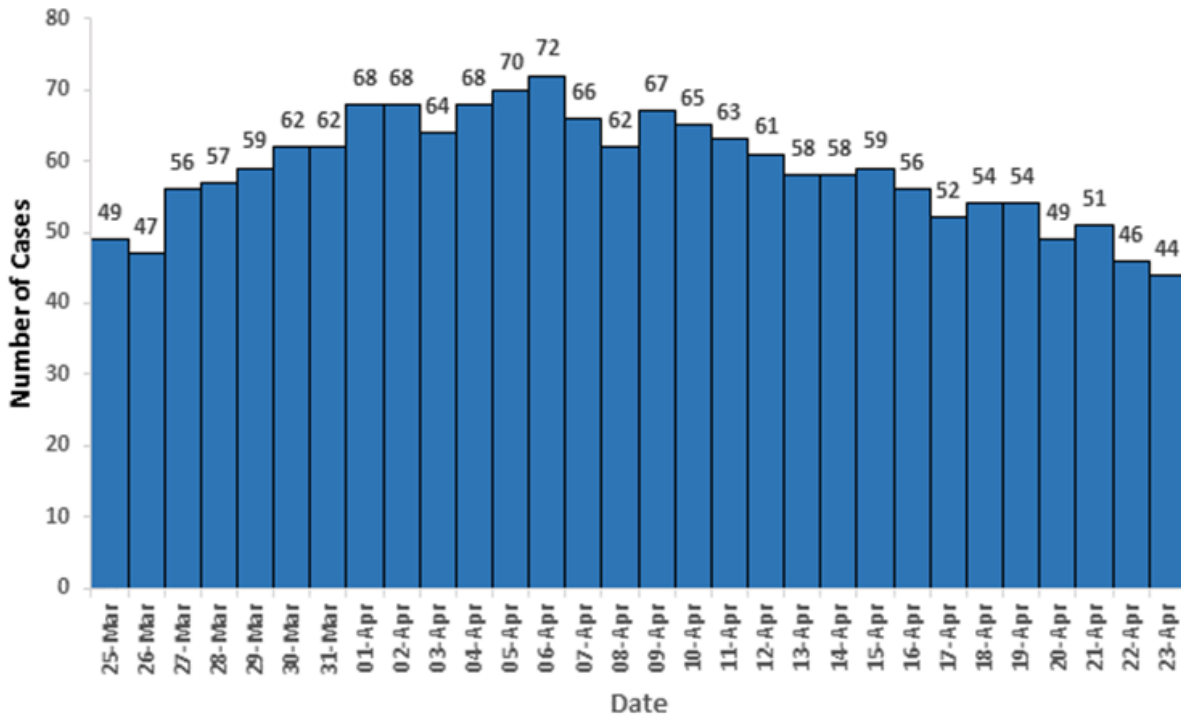
Note: COVID cases and hospitalizations have been reported in the <10y age group but represent <1% of cases and hospitalizations and are therefore not visible.

Table 2: Percentage distribution of COVID-19 cases, hospitalization, ICU admissions and deaths by age, compared to the general population of BC, January 1-April 23, 2020 (N=1,810*)

Age groups	COVID cases (%)	Cases ever hospitalized (%)	Cases ever in ICU (%)	COVID deaths (%)	General population (%)
<10 Years	<1	<1	0	0	9
10-19 Years	1	<1	0	0	10
20-29 Years	8	2	1	0	13
30-39 Years	17	7	5	0	14
40-49 Years	15	8	10	2	13
50-59 Years	20	15	14	0	14
60-69 Years	14	20	24	6	13
70-79 Years	11	25	36	18	9
80-89 Years	9	16	10	48	4
90+ Years	5	7	2	26	1

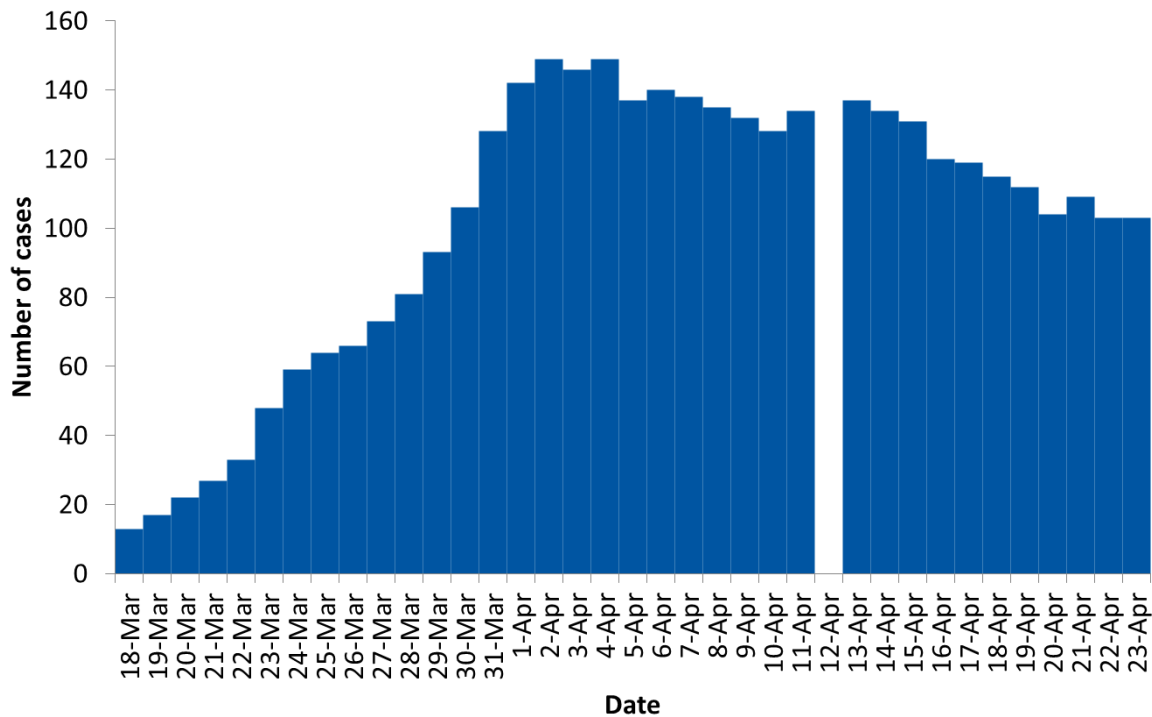
*Only cases with age information available are included.

Figure 5: Total positive COVID-19 cases in critical care by day, BC, March 25- April 23, 2020



Data source: PHSA April 23. Note: critical care data may change over time due to small adjustments and improvements in data quality.

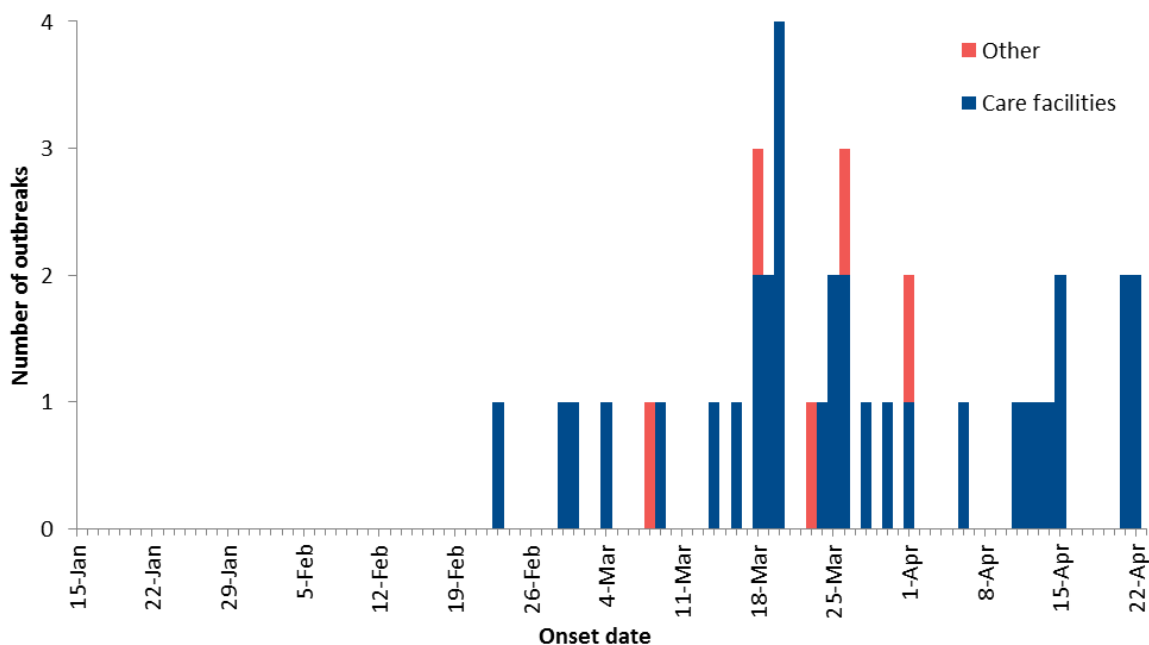
Figure 6: Number of confirmed COVID-19 cases in hospital by day, BC, March 18- April 23, 2020



Data source: HA lab-confirmed case reports. Data available starting March 18 and not available for April 12.

Note: Hospitalization data may be incomplete or out of date (i.e., under-estimates) owing to the timing and process for case status update.

Figure 7: COVID-19 outbreaks* by epidemiological week of earliest date, BC, January 12-April 23, 2020 (N=39)**



* Care facility (acute/longterm care/independent living) outbreaks have at least one lab-confirmed COVID-19 staff or resident. Other outbreaks have two or more lab-confirmed COVID-19 cases diagnosed within a 14-day period in closed or common settings (e.g. penitentiary, shared living or work setting).

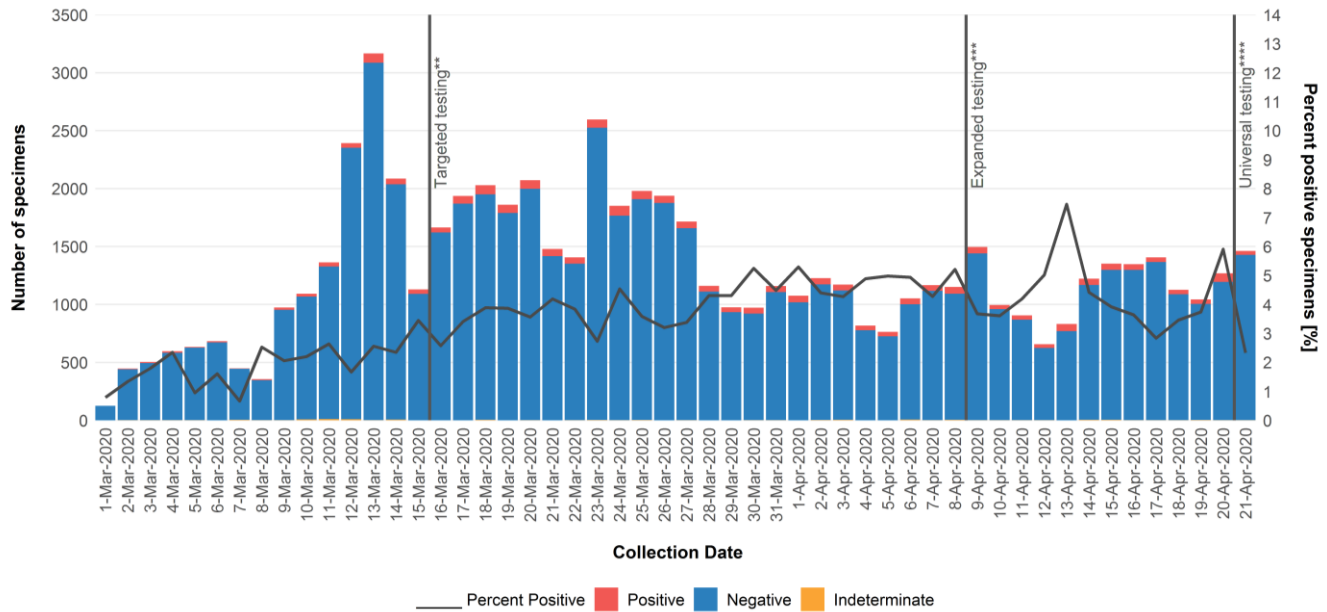
** Earliest date is date of onset of earliest case in the outbreak (or reported date of earliest case when onset is unavailable or date of outbreak notification).

Table 3: Outbreak and case counts of reported COVID-19 reported outbreaks*, BC, January 15 - April 23, 2020 (N=39)

	Care facility	Other settings	Total
Outbreaks			
Total outbreaks	33	6	39
New since yesterday	3	1	4
Active outbreaks	23	5	28
Outbreaks declared over	10	1	11
Outbreak cases			
Total cases	347	141	488
Residents/patients	217	67	284
Staff/other	130	74	204
Total deaths	59	1	60
Residents/patients	59	1	60
Staff/other	0	0	0

* Care facility (acute/longterm care/independent living) outbreaks have at least one lab-confirmed COVID-19 staff or resident. Other outbreaks have two or more lab-confirmed COVID-19 cases diagnosed within a 14-day period in closed or common settings (e.g. penitentiary, shared living or work setting).

Figure 8: Number and proportion of SARS-CoV-2 positive respiratory specimens, BC, March 1-April 21, 2020 (N=66,339; Positive=3.5%)



Data source: PLOVER extract on April 23, 2020. Participating laboratories include: BCCDC Public Health Laboratory, Vancouver General Hospital, BC Children’s & Women’s Hospital, St. Paul’s Hospital, Victoria General Hospital Microbiology Laboratory, Kelowna General Hospital Microbiology Laboratory, and LifeLabs® laboratories. Methods and Caveats: SARS-CoV-2 specimens are tallied at the specimen level by date the specimen was collected. The proportion positive on a given date may include new positive cases and retested positive cases; this may over-estimate proportionate positivity. Similarly, individuals may be tested repeatedly after becoming negative; this may under-estimate proportionate positivity. The relative impact of these considerations may be greater in the earlier part of the epidemic when repeat testing was more routinely undertaken and there were fewer tests being done overall. **As of March 16, testing guidelines changed to focus on hospitalized patients, healthcare workers, long term care facility staff and residents, and those part of a cluster or outbreak who experienced respiratory symptoms. ***As of April 9, previous testing guidelines were expanded to include individuals with fever (>38°C) and cough or shortness of breath, including (a) residents of remote, isolated or Indigenous communities, (b) people living and working in congregate settings such as work-camps, correctional facilities, shelters, group homes, assisted living and seniors’ residences, (c) people who are homeless or have unstable housing, (d) essential service providers (e.g. first responders), or (e) returning travellers identified at a point of entry to Canada. In addition to these priority groups, health care providers can order a COVID-19 test for any patient based on their clinical judgment. ****As of Apr 21, universal testing guidelines were implemented to include all symptomatic individuals with fever (>38°C) and cough or shortness of breath.