

# BC Influenza Surveillance

2017 - 2018 Season

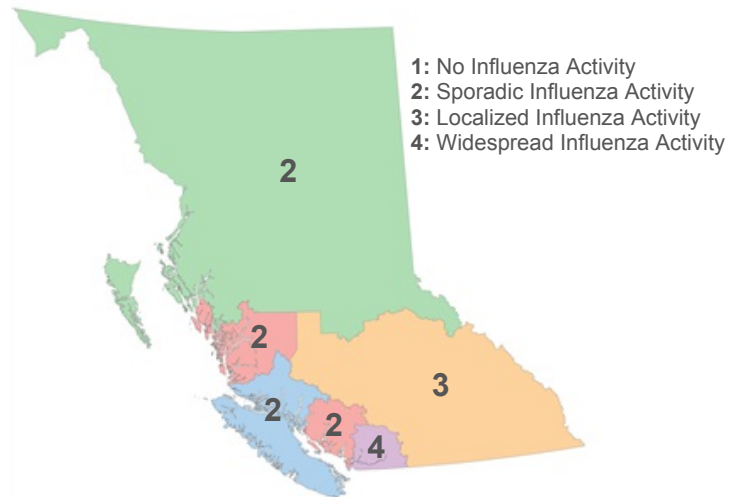
Week 8 (February 18 to February 24, 2018)



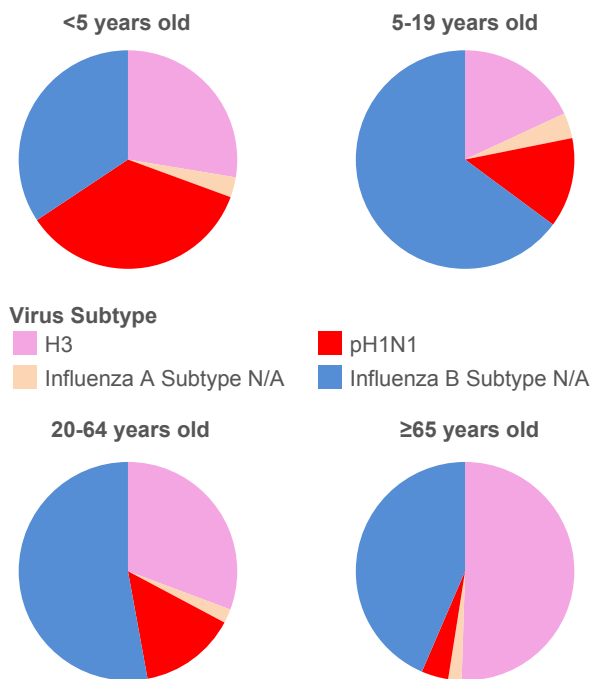
BC Centre for Disease Control  
An agency of the Provincial Health Services Authority

- Influenza activity remained at seasonal levels in most regions following several weeks of above expected rates
- Influenza positivity at the BCCDC Public Health Laboratory continued to decline, falling to below 30% in week 8 from a peak of more than 50% in week 52
- Influenza B has predominated among influenza detections (57%) this week with type B positivity declining to 16% in week 8

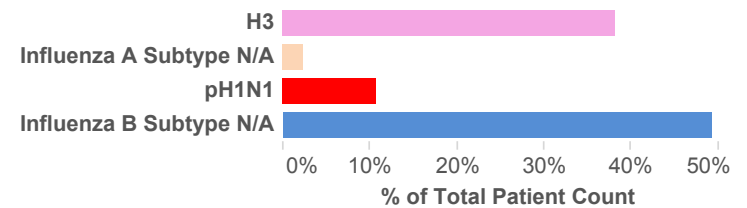
## Influenza Activity Level by Health Authority



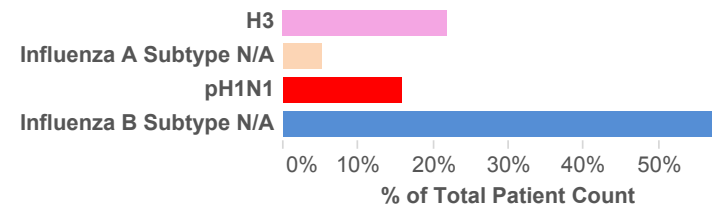
## Virus Subtype by Age (2017-18 Season YTD)



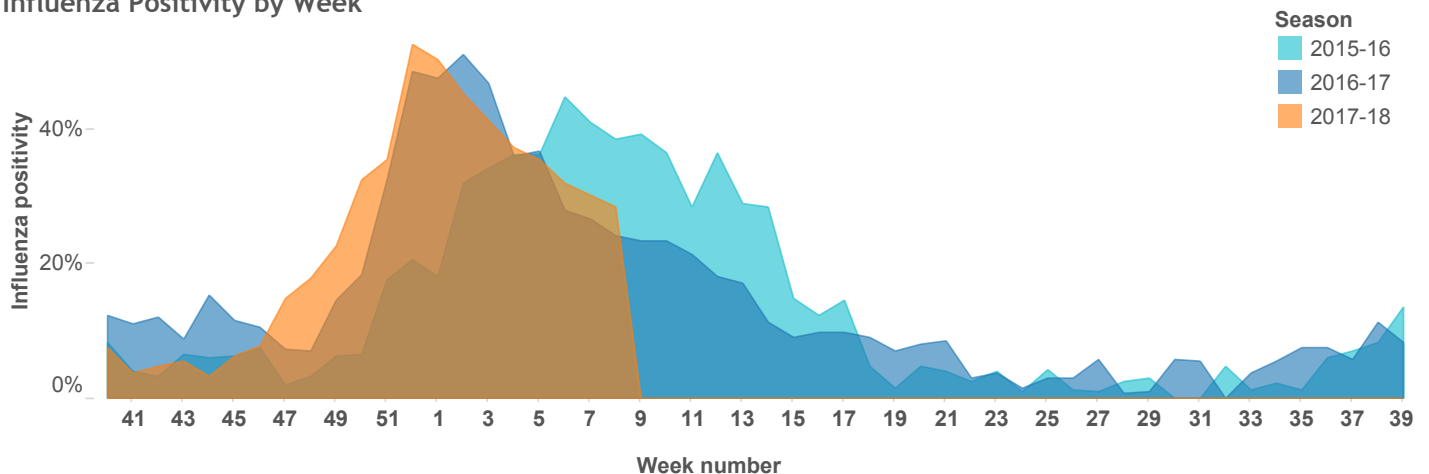
## Virus Subtypes (2017-18 Season YTD)



## Virus Subtypes (Week 8)



## Influenza Positivity by Week



Note: Week 40 corresponds to the first week of October. Data Source: BCCDC Public Health Laboratory; current to February 28, 2018.